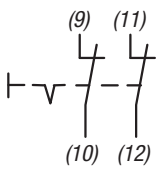
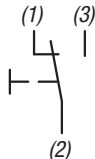

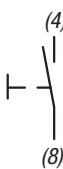
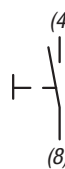
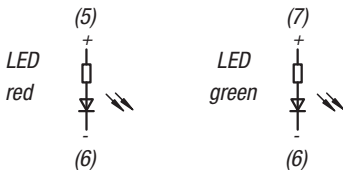
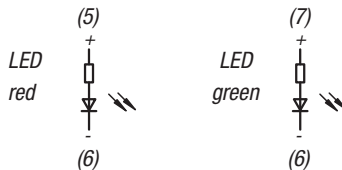
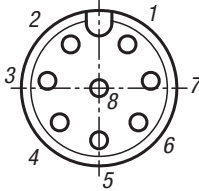
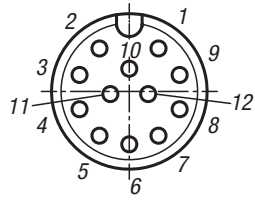


Technical information, tubular handles, with electric switch function



Type	K1530.180	K1530.1180
Emergency stop (2 NC contacts)	without	
Push button 1 (1 changeover contact)		
Push button 2 (1 changeover contact)		
Red/green LED		
Emergency stop	-	1-42 V AC/DC max. 100 mA
Push button	24 V AC/DC max. 1.5 A	
LED operating voltage	24 V DC	
Connection type	8-pin / M12x1	12-pin / M12x1
Pin assignment (view from connector side)		
	<ul style="list-style-type: none"> 1) White (WH) 2) Brown (BN) 3) Green (GN) 4) Yellow (YE) 5) Grey (GY) 6) Pink (PK) 7) Blue (BU) 8) Red (RD) 	<ul style="list-style-type: none"> 1) Brown (BN) 2) Blue (BU) 3) White (WH) 4) Green (GN) 5) Pink (PK) 6) Yellow (YE) 7) Black (BK) 8) Grey (GY) 9) Red (RD) 10) Violet (VT) 11) Grey-Pink (GY/PK) 12) Red-Blue (RD/BU)